

50 & AF	154.94	141.61	130.05	134.62	129.54	124.46	50	3-583718-7
18 & v	73.66	63.50	48.77	53.34	48.26	43.18	18	3-583718-0
32 & l	109.22	99.06	84.33	88.90	71.12	66.04	32	2-583718-7
40 & v	129.54	119.38	104.65	109.22	104.14	99.06	40	2-583718-6
22 & z	83.82	73.66	58.93	63.50	58.42	53.34	22	2-583718-5
30 & j	91.44	81.28	66.55	71.12	66.04	60.96	30	2-583718-4
15 & s	66.04	55.88	41.15	45.72	40.64	35.56	15	2-583718-3
22 & z	83.82	73.66	58.93	63.50	58.42	53.34	22	2-583718-2
25 & c	91.44	81.28	66.55	71.12	66.04	60.96	25	2-583718-1
50 & AF	154.94	141.61	130.05	134.62	129.54	124.46	50	1-583718-7
40 & v	129.54	119.38	104.65	109.22	104.14	99.06	40	1-583718-5
30 & j	91.44	81.28	66.55	71.12	66.04	60.96	30	1-583718-3
25 & c	91.44	81.28	66.55	71.12	66.04	60.96	25	1-583718-1
22 & z	83.82	73.66	58.93	63.50	58.42	53.34	22	583718-9
18 & v	73.66	63.50	48.77	53.34	48.26	43.18	18	583718-7
17 & u	71.12	60.96	46.23	50.80	45.72	40.64	17	583718-5
15 & s	66.04	55.88	41.15	45.72	40.64	35.56	15	583718-3
10 & l	53.34	43.18	28.45	33.02	27.94	22.86	10	583718-1
END CAVITY IDENT	F	E	D	C	B	A	POSN	PART NUMBER

- 1 FIRST 22 POSITIONS MARKED WITH UPPER CASE LETTERS, FOLLOWED BY LOWER CASE LETTERS, FOLLOWED BY UPPERCASE AA, AB, AC ETC. CHARACTERS G, I, O AND Q ARE OMITTED. SEE TABLE FOR END CAVITY IDENTIFICATION.
- 2 OPTIONAL PULL GROOVES. THE PULL GROOVE LENGTH, SIZE AND LOCATION ARE AT THE DISCRETION OF THE MOLD VENDOR.
- 3 CORING AT AMP'S OPTION REF ONLY.
- 4 SAME AS 583718-9 EXCEPT SPECIAL MARKING SEE SHEET 2 FOR DETAIL.
- 5 HOUSING PART NUMBER, UL & CSA LOGO'S TO BE MOLDED IN THIS AREA. UL, LOGO PER 1-18838-3, CSA LOGO PER 1-18839-3.
- 6 STAMP .250±.015 DIA DOT ON LOWER LEFT HAND CORNER SAME SIDE AS AMP PART NUMBER AND DATE CODE.
- 7 SAME AS 1-583718-7 EXCEPT SPECIAL MARKING SEE SHEET 2 FOR DETAIL.
- 8 DATE CODE TO BE MOLDED IN THIS AREA

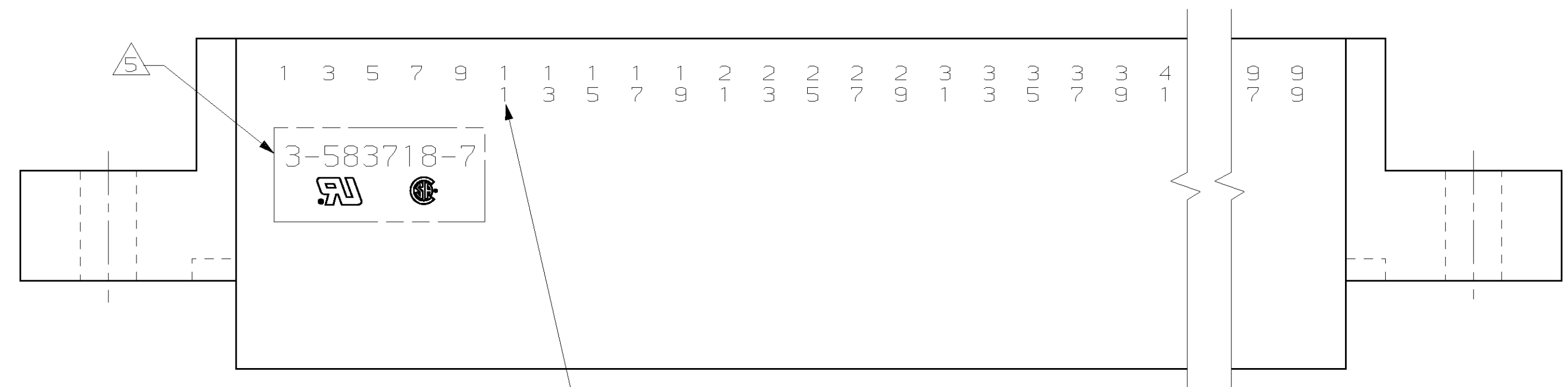
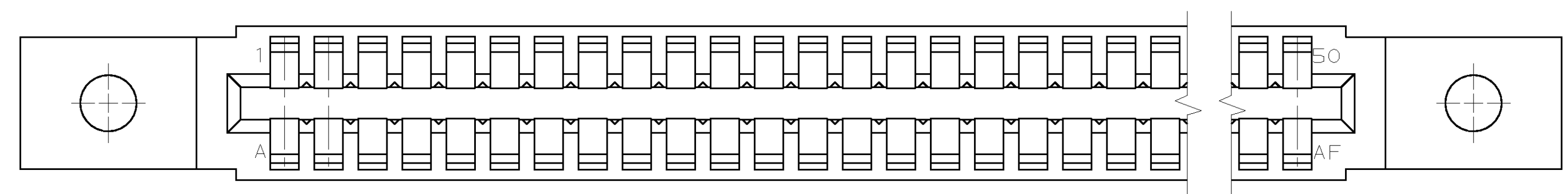
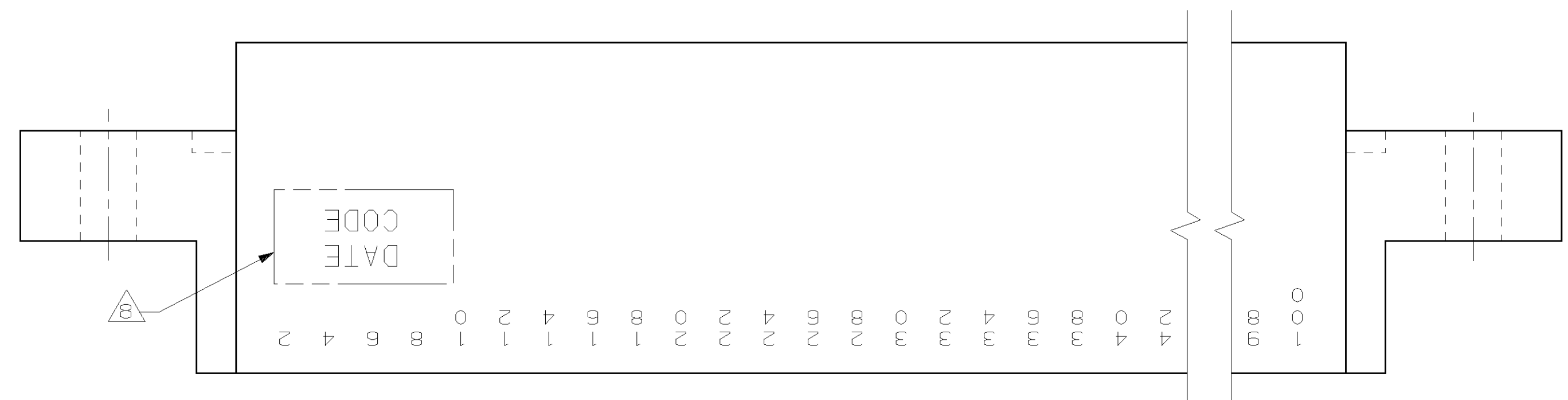
THIS DRAWING IS A CONTROLLED DOCUMENT.

AMP Incorporated
 Harrisburg, PA 17105-3608


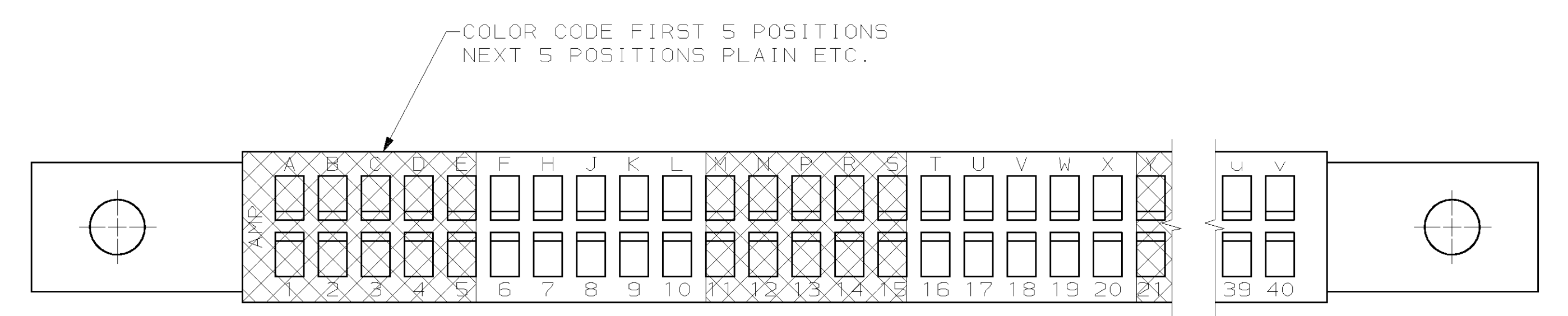
HOUSING, CRIMP SNAP TWIN LEAF .100C, WITH MOUNTING EARS

SCALE: 4:1 SHEET 1 OF 2 REV U


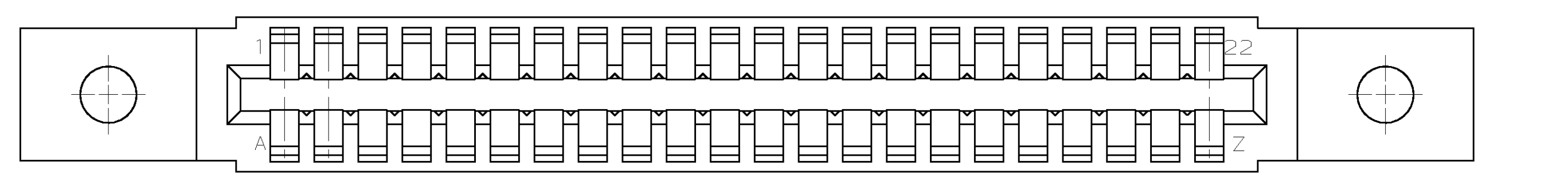
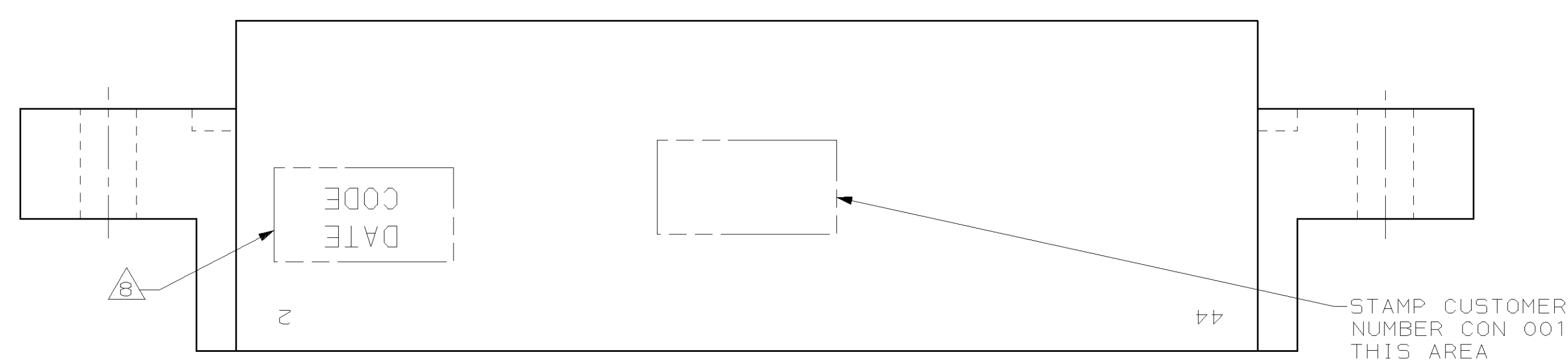
LOC	DIST	REVISIONS				
		REV	DESCRIPTION	DATE	OWN	APPROV
AD	00	U	SEE SHEET 1	-	-	-



PART NUMBER 3-583718-7



PART NUMBER 2-583718-6



PART NUMBER 2-583718-2

THIS DRAWING IS A CONTROLLED DOCUMENT.		DWN M. MORRIS 23FEB99	AMP Incorporated Harrisburg, PA 17105-3608
DIMENSIONS IN INCHES		CHK C. BAKER 23FEB99	AMP
TOLERANCES UNLESS OTHERWISE SPECIFIED:		APPROV C. BAKER	NAME
0 PLC ±	1 PLC ±	PRODUCT SPEC	HOUSING, CRIMP SNAP TWIN LEAF
2 PLC ±	3 PLC ±	APPLICATION SPEC	.100C, WITH MOUNTING EARS
4 PLC ±	ANGLES ±	SIZE	A1
MATERIAL	FINISH	WEIGHT	00779
CUSTOMER DRAWING		SCALE	4:1
SHEET		OF	2
REV		U	